

Filming at the Bluebell Railway





Filming at Bluebell

OUR EXPERIENCE – YOUR SUCCESS

The Bluebell Railway often features in feature films, on TV and in music videos, video games and advertising campaigns.

We are Downton Abbey Station. Over the years we've welcomed everyone from Lord Attenborough to Elton John to Poirot to Kermit the Frog.

We are very experienced in working with filmmakers and we understand your needs. You'll work with our film and TV team and whenever you are on site you'll be accompanied by one or more film liaison officers to make sure everything goes smoothly and safely.

We are an operational railway and we strongly recommend a recce visit prior to filming – in our experience, planning pays dividends on shoot day.

Filming at Bluebell

FLEXIBILITY

Conveniently located less than 30 miles from London, we're ideally places for London-based studios and production companies.

We cater for a wide range of needs and budgets.

For larger budget productions we offer chartered steam trains and hire of our carriage sheds and stations. We will consider closing stations or even the whole line to accommodate your requirements.

For productions with a smaller budget we offer filming on stations, in our carriage sheds, on static rolling stock and on moving rail vehicles attached to scheduled trains.

We will work with you to get the shots you need in the most economical way possible.



The Bluebell Railway

ABOUT THE RAILWAY

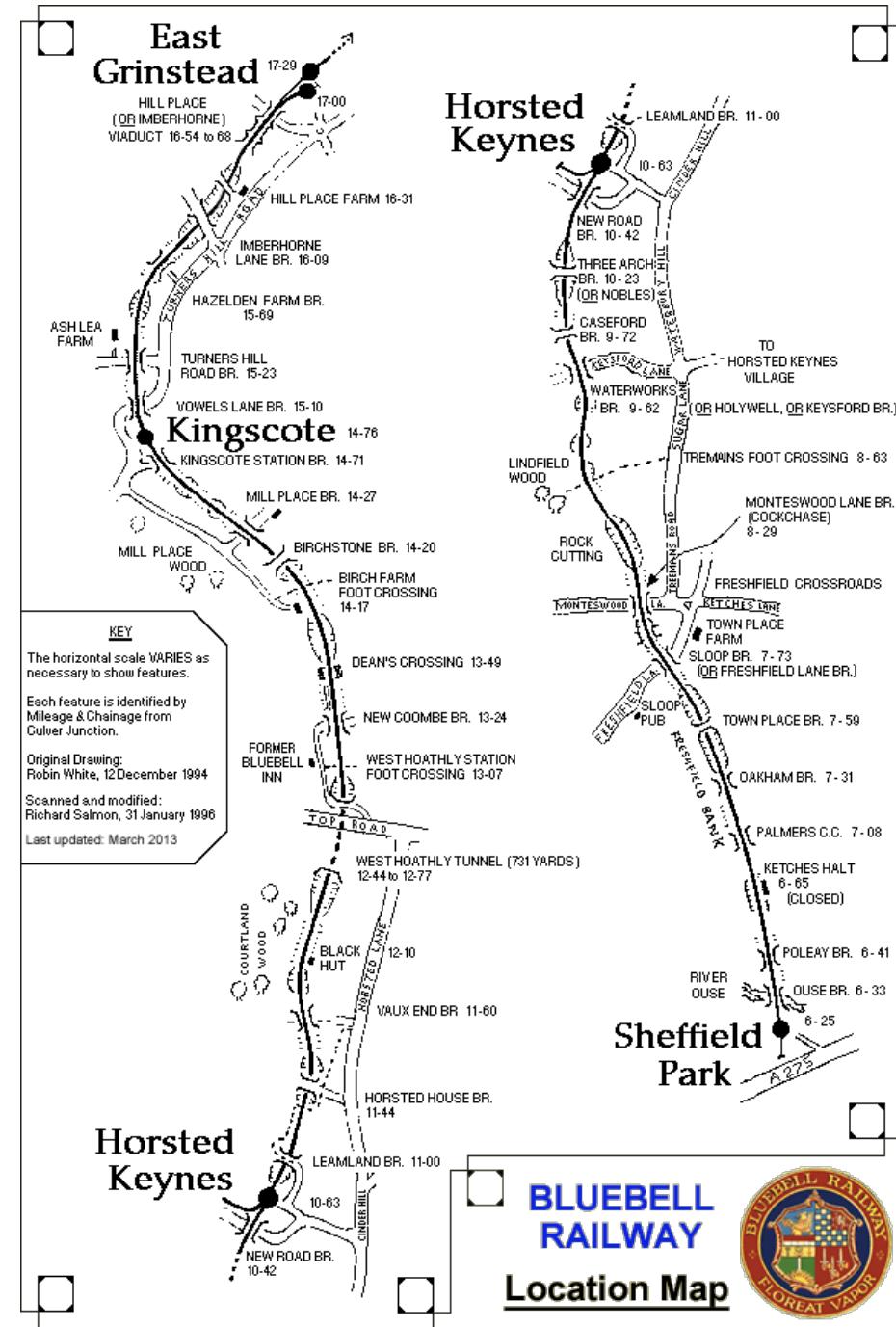
- Closed by British Railways in 1958 – reopened by preservationist in 1960
- First standard gauge preserved railway in the world
- Nationally-important collection of locomotives, carriages and wagons, mostly acquired directly from British Rail
- 11 miles long – from Sheffield Park (to the South) to East Grinstead (to the North)
- £5m business employing over 40 staff and over 800 volunteers
- One of the largest tourist attractions and land owners in Sussex



Orientation

OUR RAILWAY

- The line runs for 11½ miles north from Sheffield Park station (TN22 3QL) to East Grinstead, where we have our own station and a connection to the national rail network.
- The vast majority of the line runs through the High Weald Area of Outstanding Natural Beauty in mid-Sussex. The undulating rural landscape is very attractive, with open fields and mature woodland. The line features a tunnel, a viaduct, numerous bridges, embankments and cuttings. In late April the famous bluebells appear in the woods.
- We have three vintage stations at Sheffield Park, Horsted Keynes and Kingscote, together with a modern station at East Grinstead. There are preserved signal boxes at Sheffield Park, Horsted Keynes and Kingscote.
- We have large carriage sheds at Sheffield Park and Horsted Keynes which are very suitable for interior photography and have even been converted into sets. We have an event field at Kingscote and three event fields at Horsted Keynes, two with power and water. Horsted Keynes is often used when a larger unit base is required. Sheffield Park has extensive car parks.





6989

85
A

WINDMILL HALL



Facilities



STATIONS AND BUILDINGS

Horsted Keynes – 1930's

(also known as Downton Abbey Station)

- Signal box ◦ Bookstall ◦ Buffet ◦ Sidings

Sheffield Park - Edwardian

- Signal cabin ◦ Loco yard and sheds

Kingscote - 1950's

- Quiet and undisturbed ◦ Signal box



LOCOMOTIVES & ROLLING STOCK

- One of the finest private collections in the world
- Working steam locomotives and coaches spanning the 1870's to 1960's
- Three fabulous 1920's Pullman cars
- Victorian four wheeled coaches
- Operational freight train
- Diesel locomotives



LINESIDE

- 11 ½ mile railway, running mostly through the High Weald AONB
- Wooded and open countryside
- Tunnel (700 yards)
- Viaduct
- Bridges, cuttings, embankments, crossings
- Multiple access points for crew and kit



FILMING

- Two large carriage sheds for internal / nighttime / greenscreen shooting
- Large car parks and event fields with water and power for unit base
- Extras in period uniforms
- Experienced, professional support team
- Production office at Horsted Keynes
- Optional catering by arrangement



Sheffield Park



Sheffield
Park



Our southernmost station with an Edwardian ambiance, Sheffield Park is home to our locomotive works, shed and yard. It also has a large carriage shed which is ideal for filming inside carriages, using either blackout or greenscreen techniques.

Sheffield Park II



Horsted Keynes



Horsted Keynes II



Horsted Keynes is the largest preserved railway station in the UK with five platforms and is known all over the world as Downton Abbey Station. It is decorated in 1920's / 30's style and has a highly unusual double-faced platform, which allows passengers to board and light from either side of the train. This allows Horsted Keynes to masquerade as two stations at once, as well as supporting creative options such as running through a train or boarding and immediately alighting.

We have a large car park and huge event fields at Horsted Keynes, making it ideal as a unit base.

Kingscote



Kingscote


Our quietest station, Kingscote is popular with filmmakers and photographers because of its unspoiled 1950's ambiance. With no public parking, few passengers board or alight here, making it possible to film even when the railway is operating a public service.

Kingscote II



Kingscote

Kingscote III



Classic Exteriors



Southern Railway
Coaches at Sheffield Park



Southern Railway Carriage



Pullman Car Fingall



British Railways Mk1

Historic Carriages

Victorian 4 wheeled coaches



With the largest collection of historic railway carriages in the UK, we can support a wide range of creative situations. We have open saloons, compartment and side corridor coaches, as well as Pullman cars and special saloons.



Great Northern Saloon



LSWR 1520

Pullman Cars



Pullman 1st Class Dining Car 'Fingall' 1924

Pullman Carriage Interiors



Attention to Detail



Coupé in Fingall



1950's Ocean Saloon

Some carriages have loose seating, making them very useful for framing without seat backs limiting the shot.



Place Setting in Pullman Car
Christine 1928

Internal Elegance



Pullman 3rd Class Dining
Car 'Christine' 1928



Great Northern Railway Director's Saloon 1897

Internal Elegance II



Southern Railway
No 412



SECR Railway
No 3360



Metropolitan Railway
No 412

Operational Steam Locomotives

(subject to availability)



73082 'Camelot'



No. 65



80151




Fenchurch

Possible Locations: Signal boxes



Horsted Keynes



We have traditional signal boxes at Horsted Keynes and Kingscote, and a platform-based signal cabin at Sheffield Park, all complete with period interiors and operated in the traditional manner.

Possible Locations: Tunnel



Sharpthorne Tunnel is almost 700m long but conveniently located just 200m south from a vehicle access point.

Built as a double-track tunnel, the existing single line allows room for filming inside the tunnel with appropriate safety precautions.

The north-south orientation allows for a lighter and darker portal, depending on the mood sought.

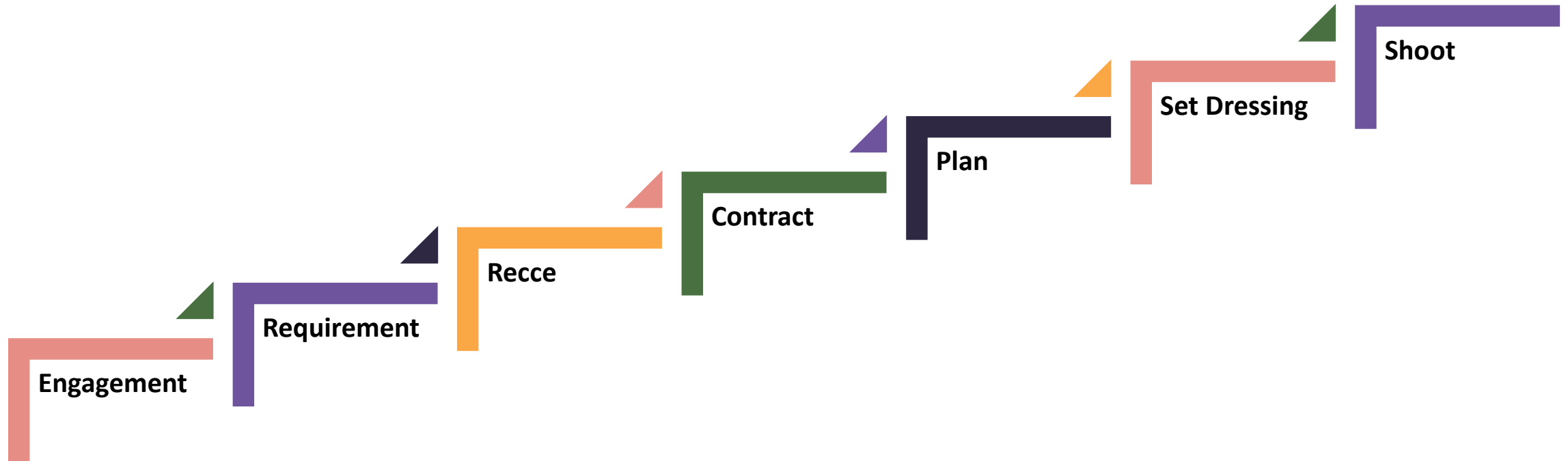
Possible Locations: Viaduct



Imberhorn viaduct is 210m long and 27 high. It is a classic Victorian railway viaduct on the outskirts of East Grinstead.

There is vehicle access from the Bluebell Railway station at the north end of the viaduct.

Our Approach



Next Steps

- See lots more pictures at our dedicated filming website www.bluebell-filming.co.uk
- Contact us at filming@bluebell-railway.com or call our Operations Manager on 01825 720811
- Arrange a video call to discuss your requirements
- Visit us and see what we have to offer www.bluebell-railway.com







Thank
You